











Classroom language

1) Complete the classroom language with the words below. (Completa el lenguaje utilizado en clases con las palabras debajo).

close draw listen open repeat sit down stand up write

	1 <u>Sit down</u> _____, please.		6 _____ to the audio.
	2 _____, please.		7 _____ at the board.
	3 _____ the words in your notebooks.		8 _____ the words.
	4 _____ the text.		9 _____ your books.
	5 _____ a picture.		10 _____ your books.

2) Match the speech bubbles to make six conversations. (Une los globos de habla para formar seis diálogos).

1 How do you pronounce the first letter of the alphabet?	2 Maestro is 'teacher' in English!	3 What page is it on?	4 How do you say silla in English?	5 I've finished!	6 Lapiz is 'pen' in English.
a Great! Now do Exercise 3.	b That's right!	c Eii!	d Sorry, try again.	e Chair.	f Turn to page 44.

3) What are the students asking for? Write the requests. (¿Qué están pidiendo? Escribe las demandas debajo de cada foto).

Can I close the window, please? Can I go to the toilet, please?
Can I use a dictionary, please?



1) Can I go to the toilet, please?



2)



3).....

In the Classroom

Find and match. (Busca y une)

OPEN THE WINDOW	STAND UP	CLOSE THE WINDOW	CLOSE THE DOOR	SIT DOWN
	TURN RIGHT	OPEN THE DOOR	TURN LEFT	



OPEN THE WINDOW				
-----------------	--	--	--	--



--	--	--

Complete the blanks. **Completa los espacios con la letra que falta.**

- S I T D O N
- T A U P
- T U N E F
- T R N R I T

↓

R	N
S	L
T	I
U	G
H	W
D	